

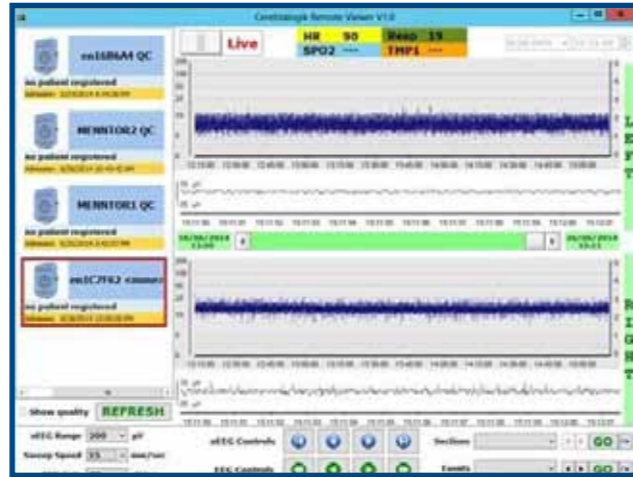
CerebraLogik Remote Viewer

A remote live access application provides the physician a direct connection to the monitor, enabling to view a current monitored patient's real time and historical aEEG/EEG data from any PC that is connected to a server via the Internet.

aEEG Remote Viewer order options:

- aEEG Remote Viewer PC Server* (550-OPT-280)
- aEEG Remote Viewer Software Package (550-OPT-150)
- aEEG Remote Viewer PC Workstation (550-OPT-250)

* up to 5 users



CerebraLogik Remote Viewer

CerebraLogik

Dual Channel EEG and aEEG



www.mennenmedical.com

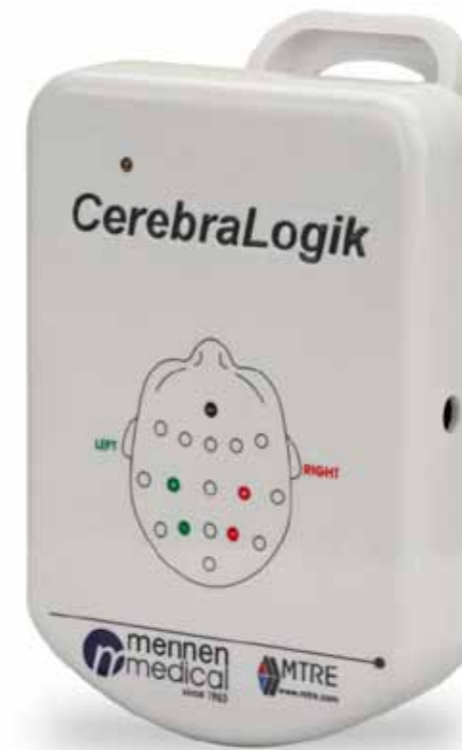
Israel: Mennen Medical Ltd. 6 Ha-Kishon Street, Yavne, P.O. Box 102, Rehovot 7610002, Israel. Phone: +972-8-9323333. Fax: +972-8-9328510
United States: Mennen Medical Corp. 290 Andrews Road, Feasterville-Trevoze, PA 19053-3480, USA. Phone: +215 259-1020. Fax: +215 357-2010
United Kingdom: Charter Kontron Ltd. Unit 18 Avant Business Center 21 Denbigh Road Milton Keynes MK1 1DT, UK. Phone: +44 1908 646070. Fax: +44 1908 646030



We Follow Every Beat of Your Heart

CerebraLogik

Dual Channel EEG and aEEG



Mennen Medical Ltd. All rights reserved. Data is subject to be changed without notice.

CerebraLogik

Front End EEG Amplifier for Mennen Medical VitaLogik & Menntor Monitors



Continuous Electroencephalographic (EEG) monitoring gives direct information on brain function in newborn infants needing intensive care.

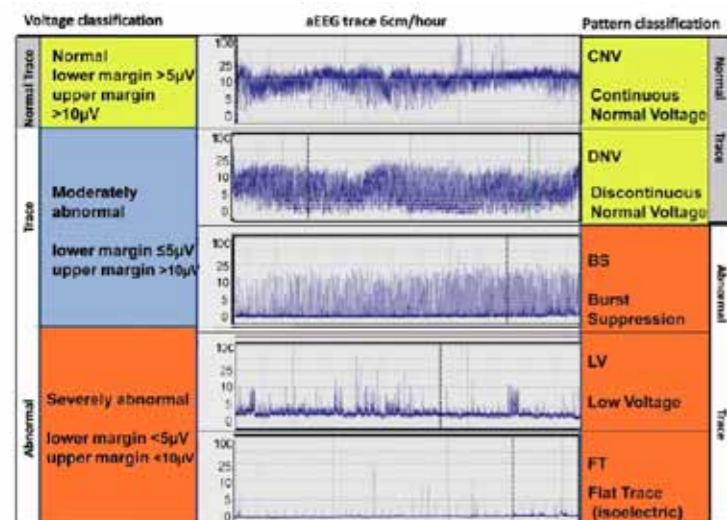
To improve the possibilities of long-term monitoring, the EEG can be time-compressed and recorded with a reduced number of electrodes. A trend measure of the EEG, the amplitude-integrated EEG (aEEG), has proved capable of giving relevant information of newborn infants with differing levels of maturity.

The electrocortical background activity gives information on the level of brain activity, which is associated with outcome in both term asphyxiated infants and in preterm infants. The aEEG also reveals subclinical epileptic seizure activity, and can be used for evaluation of anti-epileptic treatment¹.

For this reason, aEEG has become a part of the routine neurological care in the neonatal units, especially in full-term infants with Hypoxic Ischemic Encephalopathy (HIE) and in infants suspected of seizures².

aEEG can be classified according to pattern recognition and/or voltage methods, both equally are considered to be good methods.

The voltage classification is easier to use for clinicians with little experience in reading aEEG, but one should always try to assess the underlying pattern³.



Example of 5 traces classified by using the pattern recognition method (right) and voltage method (left) to assess the aEEG background at 3 to 6 hours of age³.

[1] Hellström-Westas L. & Rosén I., Semin. Fetal Neonatal. Med. 2006; 11(6): 503-511.

[2] Toet M.C., Lemmers P.M., Early Hum. Dev. 2009;85(2):77-84.

[3] Thoresen M., et al., Pediatrics. 2010; 126(1): e131-e139.

Front End EEG Amplifier & aEEG for Mennen Medical VitaLogik & Menntor Monitors

The CerebraLogik is a single or two channel differential EEG amplifier that interfaces with VitaLogik & Menntor monitors. It has a clip for attachment to an infant basinet or patient bed.

The CerebraLogik interface cable is connected to the UIM input of the VitaLogik & Menntor monitors, and can be easily reached.

The EEG display shows real time EEG with a 3 hour display of compressed Amplitude Integrated EEG – aEEG, at the speed of 6 cm/hour on a semi logarithmic voltage axis.

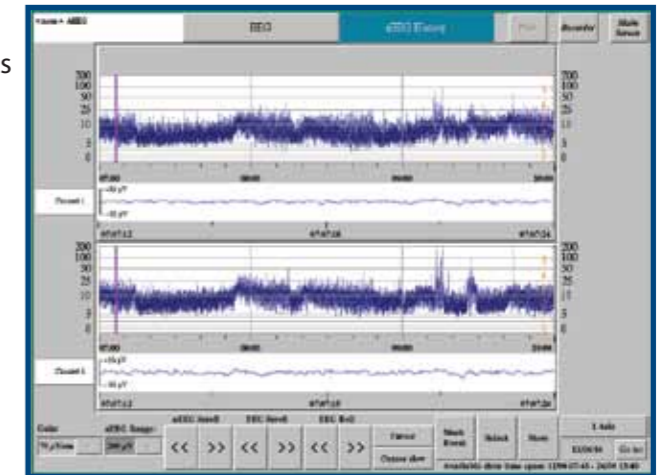
The EEG and aEEG can be monitored, displayed and stored simultaneously with other vital signs monitored on the VitaLogik & Menntor.

EEG and aEEG data can be exported from the monitor to a USB key and transferred to any PC.

aEEG History panel

The CerebraLogik interface to VitaLogik provides aEEG and EEG real time and History display:

- One or two EEG channels
- 3 hour aEEG panel
- History panel for full case review of aEEG and EEG
- Parallel monitoring and display of "Common" and invasive monitor vital signs
- Event Marking
- Save, Mark and Export aEEG Sections to PC or Network

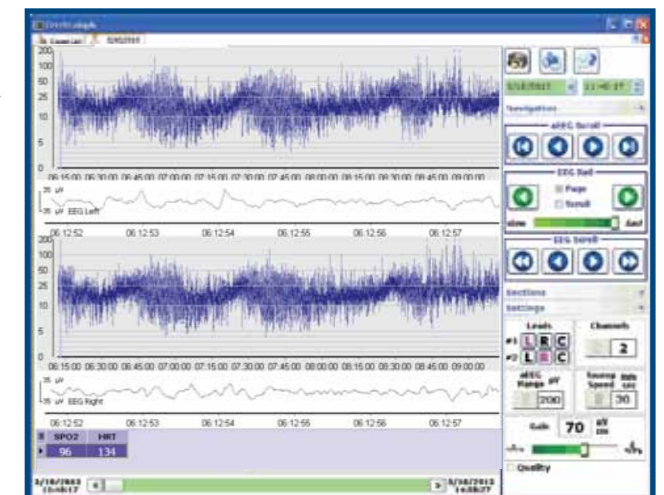


aEEG History

CerebraLogik Viewer

The CerebraLogik Viewer software (for PC) enables downloading a patient's data in order to study sections or the complete procedure of the patient:

- Export aEEG sessions via USB connector
- View whole aEEG sessions of up to 7 days
- Practical and user friendly
- Study and review data remotely
- Store data on PC



CerebraLogik Viewer